



THE CHATSWORTH COMPOSITE DOOR COLLECTION





## Why Choose Chatsworth

We are a local company established in the year 2000 with award winning reputation for quality, innovation and service. We don't claim to offer the cheapest products. We do however, claim to offer the best value for money. This is why we are one of the biggest and most respected home improvement companies in the North East with thousands of happy customers.

## Rockdoor

Here at Chatsworth Windows, we are proud to offer you the ultimate solution in composite doors – **Rockdoor**. Rockdoor is specifically designed and developed to be the most secure and thermally efficient composite door available.



## Not All Doors are Made Equal

This saying truly embodies what a Rockdoor is all about. Design, build quality, unrivalled security and attention to detail blend together in a spectacular fashion to produce a truly stunning door. A Rockdoor will keep you safe and secure - if you get the opportunity to 'open and shut' one in our showroom you'll see for yourself why!

## No Leaks. No Draughts. No Forced Entry.

Rockdoors aren't imported from abroad; they are manufactured at state-of-the-art facilities in the UK, to exacting standards. They aren't shaved down to size weakening the overall door, nor do they feature unsightly clip-on glazing. Rockdoors are made from scratch from top-of-the-range materials, reinforced to the hilt and to your precise requirements; meticulous in every detail - to the millimetre.







Portland Beacon \*

Portland Horizon

Portland Apostle \*

Newark Bright Star

Newark Lantern \*

Newark Citadel \*



Newark Jubilee †



Vogue Abyss



Vogue Ocean



Vogue Cube



Jacobean Scorpio \*



Jacobean Apollo \*



Jacobean Summit †



Jacobean Linear †



Jacobean Ellipse †



Jacobean Inspire \*



Jacobean Empire \*



Regency Clear Glass



Indiana Solid



Indiana Solid



Indiana Solid



Dakota Solid



Dakota Solid



Dakota Solid

## The Only Way Through a Rockdoor is with a Key

It's reassuring to hear and read about our 3 star cylinders (the best available), multi-point locks, 50mm thickness, hinge blocks, steel drill plates, carbon fibre reinforcement, toughened glass, S-Glaze technology and high impact uPVC skins used on a Rockdoor. But we reckon that what matters most to you as you lock up your home is that the only way to get past your Rockdoor is with your key.



## Carbon Fibre Technology

On the face of it, Formula 1 racing cars, orbiting satellites and fighter jets would seem to have little in common. In fact they all rely on carbon fibre to guarantee that they'll be able to withstand phenomenal force. No surprise then that it's used to reinforce the Ultimate Rockdoors we install.



\* Contains Gluechip glass in the design.

† For illustration purposes all glass designs indicated are photographed with a Sandstone backing glass.





\* Contains Gluechip glass in the design.  
 † For illustration purposes all glass designs indicated are photographed with a Sandstone backing glass.

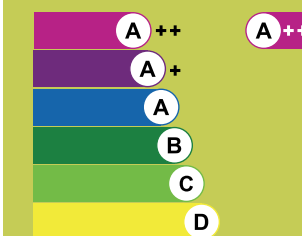


## Door Energy Ratings


The heat that's lost through standard composite doors (made of wood or glass reinforced plastic GRP) means they can't compete with a Chatsworth Rockdoor in terms of security and energy efficiency.

Thanks to Rockdoors unique S-Glaze technology eliminating draughts, and carbon fibre reinforcing meaning the door is timber free, we're able to offer the largest range of A++ doors available – by some way too. Like your safety, your energy bills are in good hands.

## Energy Rating



## Rockdoor



## Security Rating

## Designed to a Standard – Not a Price

We're not the cheapest and we make no apology. We use exceptional components, each one layering value and quality to our product.

It's not Rocket science. The better the components, the better the door - and we always go for quality which our reputation depends upon. From solid, indestructible locks to carbon fibre reinforcement, Rockdoor is designed to a standard, so that a Rockdoor never lets you, or us, down.

We don't use timber either. Timber results in doors that warp and swell. They also perform extremely poor in terms of energy efficiency. So Timber is not for us.

## Secured by Design

Rockdoor is manufactured in accordance with Secured by Design, an accreditation fully backed by the police. To ensure your door meets these requirements please just ask our representative.







\* Contains Gluechip glass in the design. † For illustration purposes all glass designs indicated are photographed with a Sandstone backing glass.  
+French Doors are B-rated if ordered with a PVC threshold.

### Stable Doors

A Rockdoor Stable Door is quite simply the best Stable Door on the market - greatly admired and respected in the industry, and is one of the most popular styles. It offers all the performance benefits you would expect of a Rockdoor, together with the functionality that only a Stable Door can provide.

The option to open the top door only, ensures that children and pets are kept safe and secure while still allowing fresh air into your home. It offers you the benefits of a window where only a door will fit!



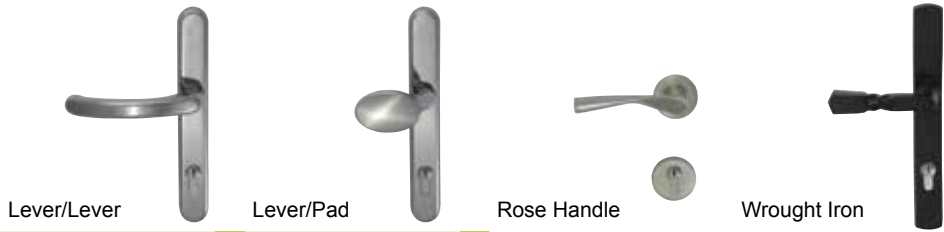
### Rockdoor French Doors

All Rockdoor French Doors installed by Chatsworth Windows are Secured by Design as standard, meaning it's virtually impossible for burglars to break in through them. Chatsworth's Rockdoor French Doors can combine aesthetics and functionality, with strength and security.




Entry options & furniture

Ultimate Series Rockdoors are supplied with the highest quality locks and furniture available. Choose from the locks, furniture and glass options below to personalise your Rockdoor to your exact requirements. Please also use the page opposite to choose any additional backing glass if required.



Stainless steel bar handles are available with the Dakota, Indiana, Vermont & Vogue. Indiana & Vermont door styles have minimum width size restrictions.

Bar Handle



Letterplate

Victorian Centre Knob




Numerals

Urn Knocker

Urn Knocker with spy hole



Knocker



Polished Chrome

Graphite

Polished Gold

Midnight Black

Furniture Colours

Choose from the following 4 furniture colours.



Threshold

Choose a threshold to suit your lifestyle. Our most common threshold is Option 1 as this is suitable for wheelchair and pram access. For the Ultimate energy rating we recommend Option 2.

1. Aluminium Threshold

Low aluminium thresholds measuring just 15mm high provide convenient access to the home for prams and wheelchairs. Our unique rubber gaskets help provide a thermally efficient threshold ensuring you are happy with you door for years to come. Perfectly suited to wooden or laminate floors.



2. Slim PVC-U Threshold

Choose a slim threshold for exceptional thermal efficiency and functionality. The unbeatable seal provided by a slim threshold gives you the very best energy ratings and u-values available. The 50mm slim threshold also provides easy access to the home and provides a neat finish for carpeted rooms.



3. Full PVC-U Threshold

Similar to a slim threshold, a 70mm full threshold provides exceptional thermal efficiency. Following a survey, your flooring height may mean a full threshold is required for your door for the perfect installation.



Security Options

Choose either 2 or 4 multipoint hook locks dependant upon your requirements. A 2 hook lock with centre deadbolt lock comes as standard.



2 Hook Lock (Standard)  
4 Hook Lock



Security Mesh




Vault Laminate Glass Key inside only



Security Chain



Night Latch With or without finger pull





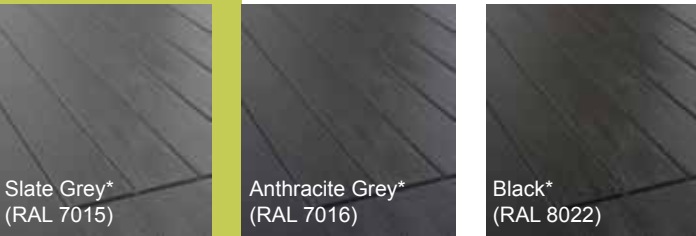
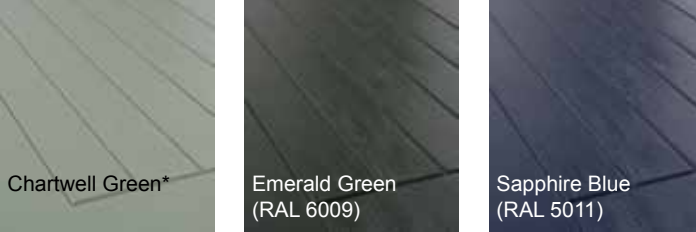
Thumbturn Document Q Compliant



Secured by Design Not available with all glass designs

Colour, inside & out

Rockdoors are available in 13 colours so you can choose what's right for you. As Rockdoors are 'made to order', not 'cut to size', all colours are available inside and out. Please check our colour swatch before ordering.



White\* (RAL 9010)



Coloured Drip Bars

Choose a colour matched Drip Bar to complement the colour of your door. (We recommend choosing a colour matched drip bar with all Stable Doors)

Obscure/Backing Glass

Choosing an obscure backing glass in replacement of clear glass will reduce the Door Energy Ratings - we recommend all designs featuring Gluechip glass are backed using clear glass to enable us to use Soft Coat glass. Alternatively if you would like a different backing glass, the following options are available.




Sandstone



Honeycomb



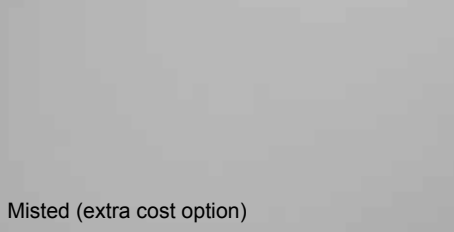
Woodland



Glacier



Gluechip (extra cost option)



Misted (extra cost option)

HOME  
SWEET  
HOME



### **Chatsworth Windows**

Yafforth Road,  
Northallerton, North Yorkshire,  
DL7 8UE.

**Tel:** 01609 780444

**Fax:** 01609 780088

**[chatsworth-windows.co.uk](http://chatsworth-windows.co.uk)**

